

Dog owner Manual.



DOG OWNER MANUAL

CONTENTS

RESPONSIBLE DOG OWNER STATUS	2
DOG OWNERSHIP	3
OBLIGATIONS OF DOG OWNER	3
REGISTRATION REQUIREMENTS	4
DOG CONTROL	5
MICROCHIPPING REQUIREMENTS	6
MENACING AND DANGEROUS DOGS	6
RESTRICTED BREEDS	6
BARKING DOGS	7
EXERCISE	8
PROHIBITED AREAS (No dogs allowed)	8
CONTROLLED AREAS (Dogs must be on a lead)	8
CONTROLLED AREAS (Dogs can be exercised off lead)	8
DOG EXERCISE AREAS MAPS	
(1) Central Business District – Dogs Prohibited	9
(2) Parks where dogs can be exercised off lead	10
(3) Elles Road Dog Park.....	11
(4) Sandy Point.....	12
(5) Donovan Park	13
(6) Elizabeth Park.....	14
(7) Turnbull Thomson Park.....	15
(8) Waihopai Walkway.....	16
BODY LANGUAGE	17
HOW TO AVOID BEING THE VICTIM OF A DOG ATTACK	19
RESPONSIBLE DOG OWNER APPLICATION FORM	21

RESPONSIBLE DOG OWNER STATUS (RDOS)

1. You can apply for a responsible dog owner status (RDOS) after one year of registered dog ownership. This means less fees for you.
2. After one year, complete the application form at the back of this booklet and return to the *Animal Services Coordinator, Invercargill City Council, Civic Administration Building, 101 Esk Street, Private Bag 90104, Invercargill 9840* no later than 15 April of that year.
3. An Animal Control Officer will inspect your property to check on fencing, kennelling, dog faeces removal and general control of the dog(s).
4. If you are transferring in from another district you must attach evidence of a good ownership record to your application or wait until you have a proven one year record with the Invercargill City Council. A property inspection is required.
5. The relevant fee reduction applies only to dogs owned by you and does not cover dogs owned by others in your household.
6. A permit must be obtained if registering more than three dogs on a property.
7. Disqualification of a RDOS may occur:
 - Where a dog is consistently a control problem.
 - If you are convicted of any offence under the Dog Control Act 1996 or the ICC dog bylaw and have been ordered to pay a fine and/or costs by the District Court.
 - If you have committed an infringement offence.
 - If your dog is impounded on more than one occasion in any registration year.
 - For late payment of fees or failure to update personal or dog information.
8. Reinstatement of cancelled RDOS will only be granted after one year of proven responsibility and after a further property inspection and discussion.
9. A further application and fee will be required on these occasions.

ABBREVIATIONS

ICC	Invercargill City Council
ACO	Animal Control Officer
RDOS	Responsible dog owner status

DOG OWNERSHIP

1. The “owner” means someone who owns the dog or has it for more than 72 hours. You are not the owner if you have the dog for less than 72 hours and you are preventing the dog from causing injury, damage or distress, or intend to restore a lost dog to its owner.
2. A child under the age of 16 cannot own a dog. The parent or guardian of a person under the age of 16 is the legal owner of the dog.

YOUR OBLIGATIONS AS A DOG OWNER

- Ensure that your dog receives proper care and attention.
- Ensure that it is supplied with proper and sufficient food, water and shelter.
- Ensure that it receives adequate exercise.

Highly infectious diseases, such as parvovirus, can cause much suffering and can lead to death of the dog. All dogs and puppies should be vaccinated for canine distemper, parvovirus, hepatitis and possibly kennel cough.

Worming for roundworms, hookworms, whipworms and tapeworms should also be done on a regular basis. People, especially children, can become infected from ingesting roundworm eggs. Blindness may result and, very rarely, death.

If a dog is not supplied with a basket or special sleeping area inside the house, it must have a warm, dry and draught-proof kennel which should:

- Have a raised wooden floor.
- Sit on a concrete or wooden pad.
- Be large enough for the dog to lie full length and sit up in without banging its head on the roof.
- Ideally have a removable roof or door to make cleaning easier.
- Be scrubbed out regularly.

Fresh clean water must always be available and faeces should be removed daily.

You should feed your dog a nutritionally balanced diet, keeping in mind that puppies, young dogs and giant breeds need specialised feeding. Veterinarians recommend that a dog’s diet consists of at least 75% commercially prepared food (which is labelled “complete and balanced”).

Treat your dog for fleas regularly. Remember that flea collars do not kill all life stages of the fleas.

Bitches come into “season” or “heat” at approximately 6-7 months of age. They must be confined when in season. Statistics have shown that desexed dogs are less susceptible to disease, live longer and fit into our society a lot better. It is a myth that bitches need one litter before desexing – nor do they need to have one season before desexing.

The Council offers assistance for desexing under certain conditions. Please contact us for further information.

REGISTRATION REQUIREMENTS

1. All dogs must be registered annually from 1 July. Registration is compulsory throughout New Zealand.
2. All puppies must be registered from the age of three months.
3. All unregistered dogs acquired during the year must be registered immediately.
4. The burden of proof that a dog is under three months of age or is registered lies with you as the dog owner.
5. A dog is deemed to be unregistered unless it is either wearing a registration tag, or you can prove that it is in fact registered. Registration tags must be worn at all times.
6. If you change your address you must advise the Council in writing within 14 days.
7. When a dog is temporarily transferred to an address outside Invercargill and remains there for one or more months you must, within six weeks, advise the transfer to both the Invercargill City Council and the new local authority.
8. When a dog changes ownership, the previous and the new owners must both give written details (within 14 days) to the Council. If the dog is leaving the district you must inform the Council in that area.
9. If you acquire a dog currently registered with another local authority the Council will exchange tags free of charge.
10. It is an offence to keep an unregistered dog. You may, if convicted, be fined up to \$3000 or the Council may issue an infringement offence notice for a fine of \$300 in addition to the registration fee.
11. Registration fees paid after the due date may incur a penalty fee.
12. If your dog dies you must advise ICC in writing. A refund of the registration fee for the remaining portion of the current registration year will be processed.
13. No refund will be made for dogs that are lost, have changed ownership or have transferred out of the district.
14. Working dog owners must sign a declaration to qualify for the reduced working dog fee.

DOG CONTROL

1. The owner of any dog must keep the dog under control at all times, either physically or by voice control.
2. You must ensure that when your dogs are on your property they are either:
 - (a) Under the direct control of a person over 16 years of age; or
 - (b) Confined so that they can't freely leave the property and people can enter the property without encountering the dog.
3. If a dog is found wandering at large it may be impounded, whether or not it is wearing a registration tag.
4. A dog may also be impounded if it is followed in fresh pursuit by an ACO back to a property and there is no one there over the age of 16 years to keep it under control.
5. You must immediately remove your dog's faeces from any public place and dispose of them in a hygienic manner.
6. Bitches must be confined when in season.
7. Dogs should not be permitted to bark or howl so as to cause annoyance or nuisance.
8. No more than three dogs may be kept on any premises without the written permission of the Council. Please contact the Animal Services team for more information.

Dogs Roam for Various Reasons such as:

- i. An urge to roam (inherited from its ancestor, the wolf).
- ii. In search of food.
- iii. In search of a sexual partner.
- iv. To seek out company.

Allowing a dog to wander is irresponsible because the dog may:

- Create a public health risk.
- Worry stock, or chase moving objects.
- Contribute to unwanted pregnancies by unplanned mating.
- Rip open rubbish bags and foul other people's lawns and public places.
- Cause dog fights and enhanced aggression.
- Be stolen.
- Be impounded.
- Cause traffic accidents.
- Attack and rush at people.
- Add to the cost of dog ownership.

MICROCHIPPING REQUIREMENTS

Dogs must be microchipped if they are:

- Registered for the first time since 1 July 2006.
- Dangerous.
- Menacing.
- Impounded for the second time in any registration year.

MENACING AND DANGEROUS DOGS

Menacing Dogs:

A dog is classified as menacing if it belongs to one of the five restricted breeds or types (see Page 2) or ICC considers it poses a threat because of observed or reported behaviour or characteristics of the breed or type. This classification is nationwide.

Menacing dogs must:

- Be muzzled when off the owner's property.
- Be confined or controlled, even on the owner's property, to allow people safe access to the property.
- Be desexed if required by the Council.

Dangerous Dogs:

A dog is classified as dangerous if the owner has been convicted by the Court of an offence against the Dog Control Act 1996 or the Council has sworn evidence attesting to the dog's aggressive behaviour. The owner may also admit in writing that their dog is a threat. This classification is also nationwide.

If the dog is classified as dangerous:

- Registration fee is 150% of the full fee.
- It must be muzzled and on a leash when off the owner's property.
- You must provide dog free access to one door of the dwelling.
- It cannot be re-homed or relocated without the Council's permission.
- It must be desexed.

RESTRICTED BREEDS

The following breeds and types of dogs are banned from being imported and must always be muzzled whenever they are in any public place:

- Brazilian Fila
- Dogo Argentino
- Japanese Tosa
- Perro de Presa Canario
- American Pitbull Terrier

BARKING DOGS

Barking is a perfectly natural characteristic of dogs but we are concerned when the barking becomes excessive and is loud and persistent, creating a nuisance.

Reasons for barking could be:

- Environmental
- Territorial defence
- Attention seeking
- A learned behaviour
- Excitement
- Breed
- Boredom
- Self-stimulation
- Separation anxiety
- Contact seeking
- Fear or physical discomfort.

By observing the dog's behaviour you may be able to identify the underlying problems and can then consider the best course of action to take.

Always discourage barking at inappropriate times.

HOW DOES THE INVERCARGILL CITY COUNCIL DEAL WITH A BARKING DOG PROBLEM?

- When a barking complaint is received the Council will send you an advisory letter.
- If the barking doesn't stop we may decide on an education visit to you to find out the cause of the barking and suggest ways to stop it.
- We can provide a trial bark collar for a fee and bond. Please contact Animal Services.
- If the Council continues to receive complaints after this, we may decide to send out a diary to the people who have complained. We will ask them to mark in the diary, over a period of a week, whenever they are annoyed by the barking dog.
- If the barking diaries confirm that there is still a barking problem, the Council may order you to remove the dog from your property. If the barking is causing distress we may also seize and impound your dog.
- You may appeal to the City Council Hearings Committee if your dog has been seized. The committee will question you and any witnesses, and will also question the complainants and the attending Dog Control Officers. They will then decide to confirm, modify or cancel the order to remove the dog. Their decision is final.

EXERCISE

All dogs should be exercised daily. Faeces must be picked up and you must always carry a lead, even in designated exercise areas. Menacing and dangerous dogs must also be muzzled.

PROHIBITED AREAS (No dogs allowed)

- Central Business District – the area contained within and including Tay to Yarrow Streets; Dee (including Wachner Place) to Deveron Streets, Invercargill. (*Map 1*)
- Events that are organised by Council, unless otherwise publicised.
- Children’s playgrounds – within ten metres of children’s play equipment, skateboard ramps and paddling pools.
- Sports fields – the designated playing areas of all marked sports fields.
- Ponds and lagoons on reserves – including the areas around Sandy Point and Donovan Park ponds and lagoons.
- All places where any notice prohibiting dogs is displayed.

CONTROLLED AREAS (Dogs must be on a lead)

- Dogs must be on a lead and under control at all times while in leash control areas:
 - Streets and roads
 - Footpaths and walkways
 - Parks and reserves
 - Cemeteries and the crematorium
 - Formed walking tracks on reserves

CONTROLLED AREAS (Dogs can be exercised off lead)

- Designated dog exercise areas are areas of public land where dogs can be exercised off the lead while under continuous surveillance and “effective control”. Effective control means the person exercising the dog must be able to stop or retrieve the dogs immediately with a whistle, call or hand signal. (*Map 2*)
- Areas where dogs can be exercised off the lead are:
 - The Elles Road Dog Park, which features plantings, a high fence for safety precautions, a doggy doo depot, bags so people can clean up after their pets and facilities so people can water their dogs. (*Map 3*)
 - Sandy Point Domain, excluding playgrounds, marked sports fields and the ponds and lagoons. Dogs must be on a lead while on all formed walking tracks. (*Map 4*)
 - Donovan Park, excluding marked sports fields and the pond area. (*Map 5*)
 - Elizabeth Park, excluding marked sports fields and the pond area. Dogs must be on a lead while on all formed walking tracks. (*Map 6*)
 - Turnbull Thomson Park, excluding playgrounds and marked sports fields. Dogs must be on a lead while on all formed walking tracks. (*Map 7*)
 - Waihopai Walkway, the river banks along the entire walkway upstream of Stead Street, excluding areas where stock are being grazed. Dogs must be on a lead while on or within five metres of the walking track. (*Map 8*)

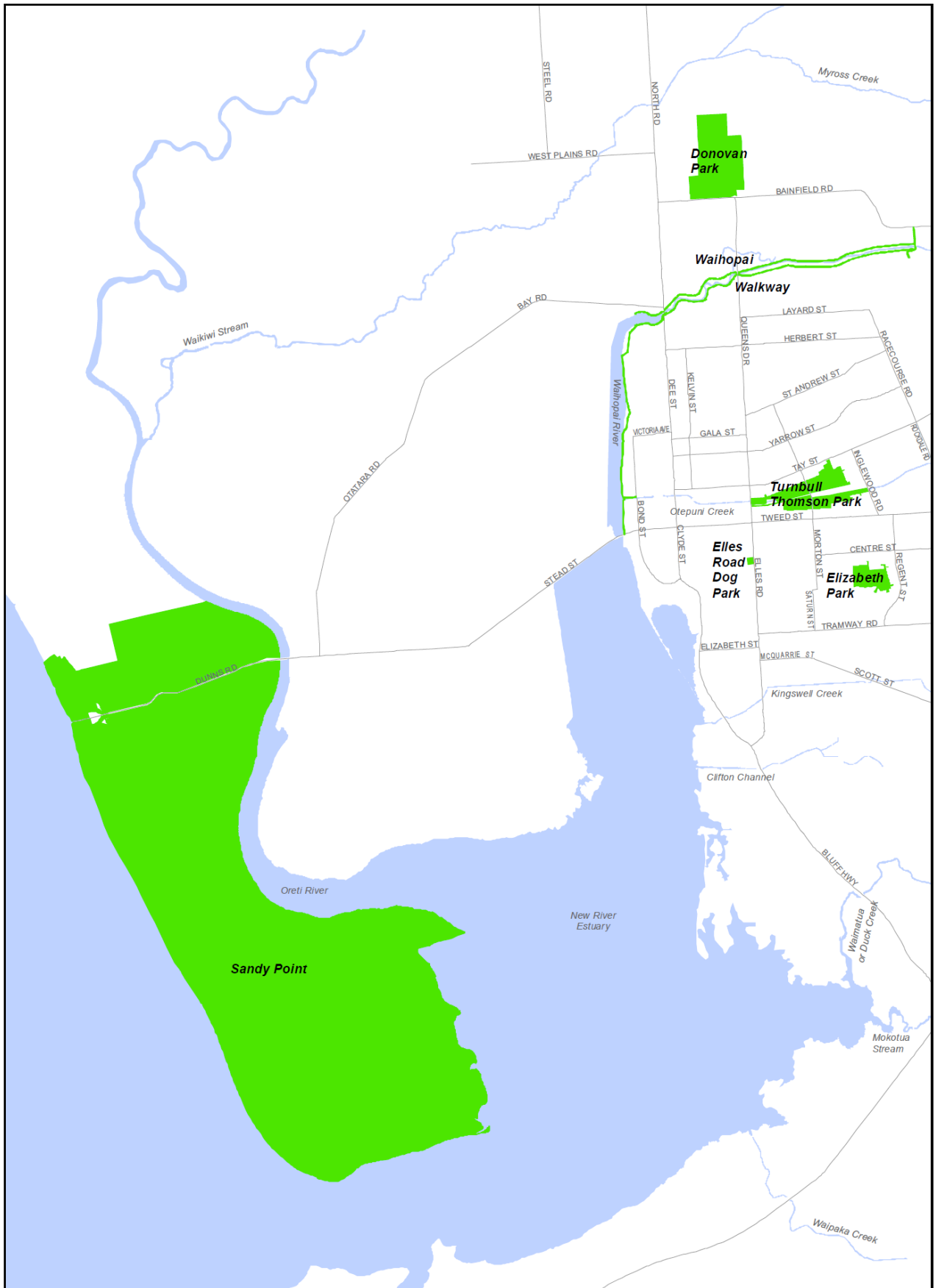
MAP 1



Central Business District - Dogs Prohibited

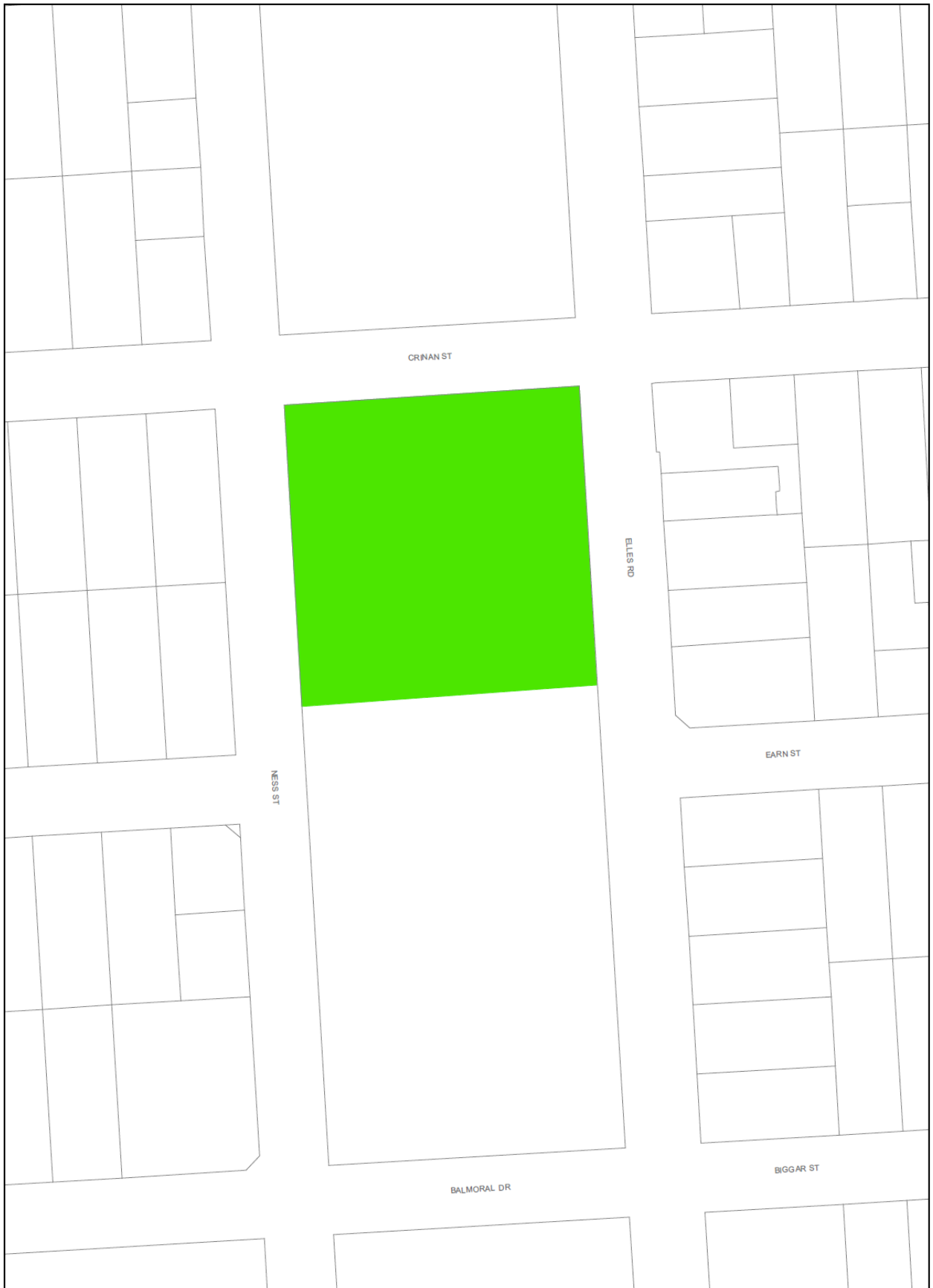


MAP 2



Parks where dogs can be exercised off lead

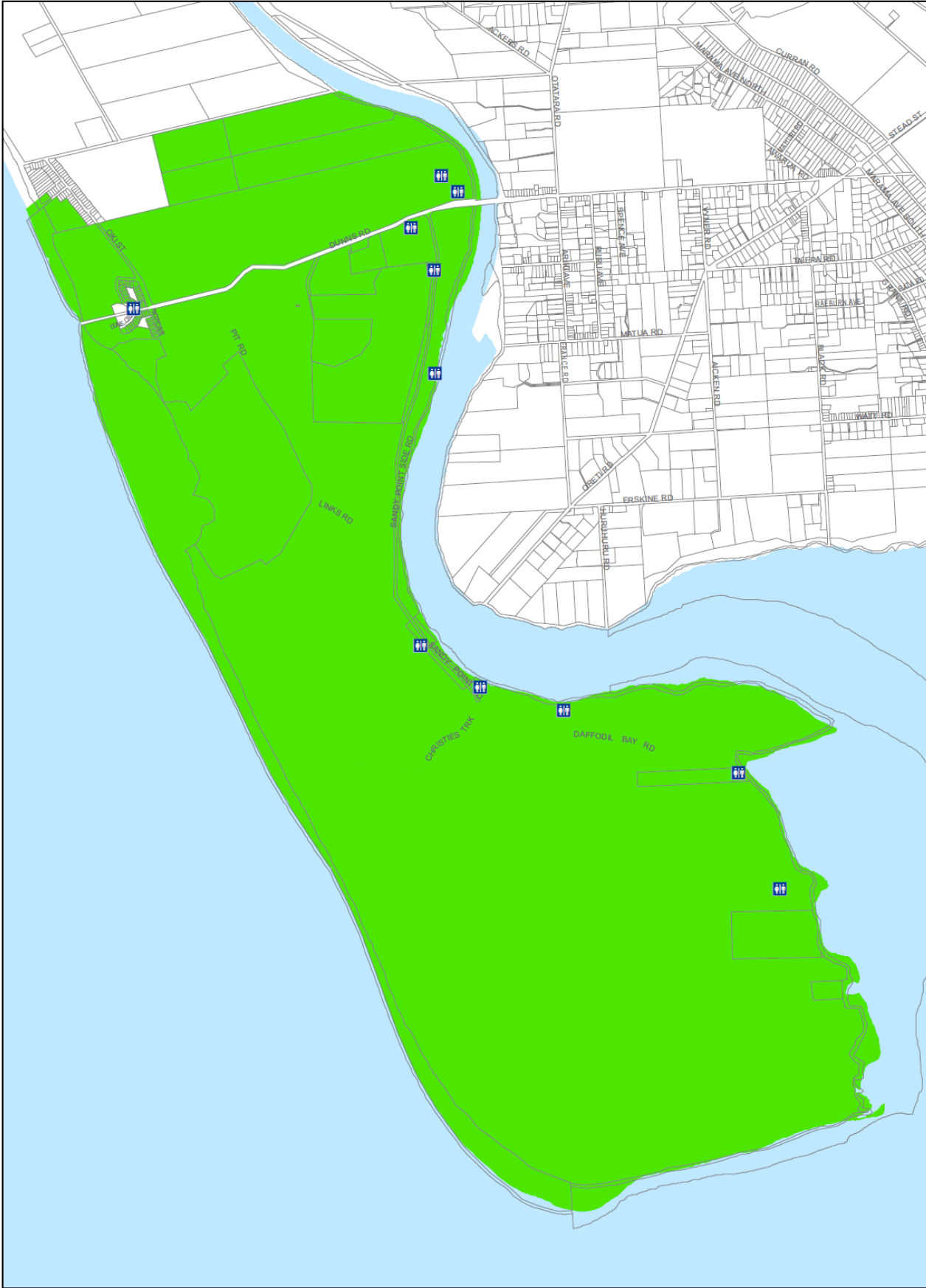
MAP 3



Elles Road Dog Park



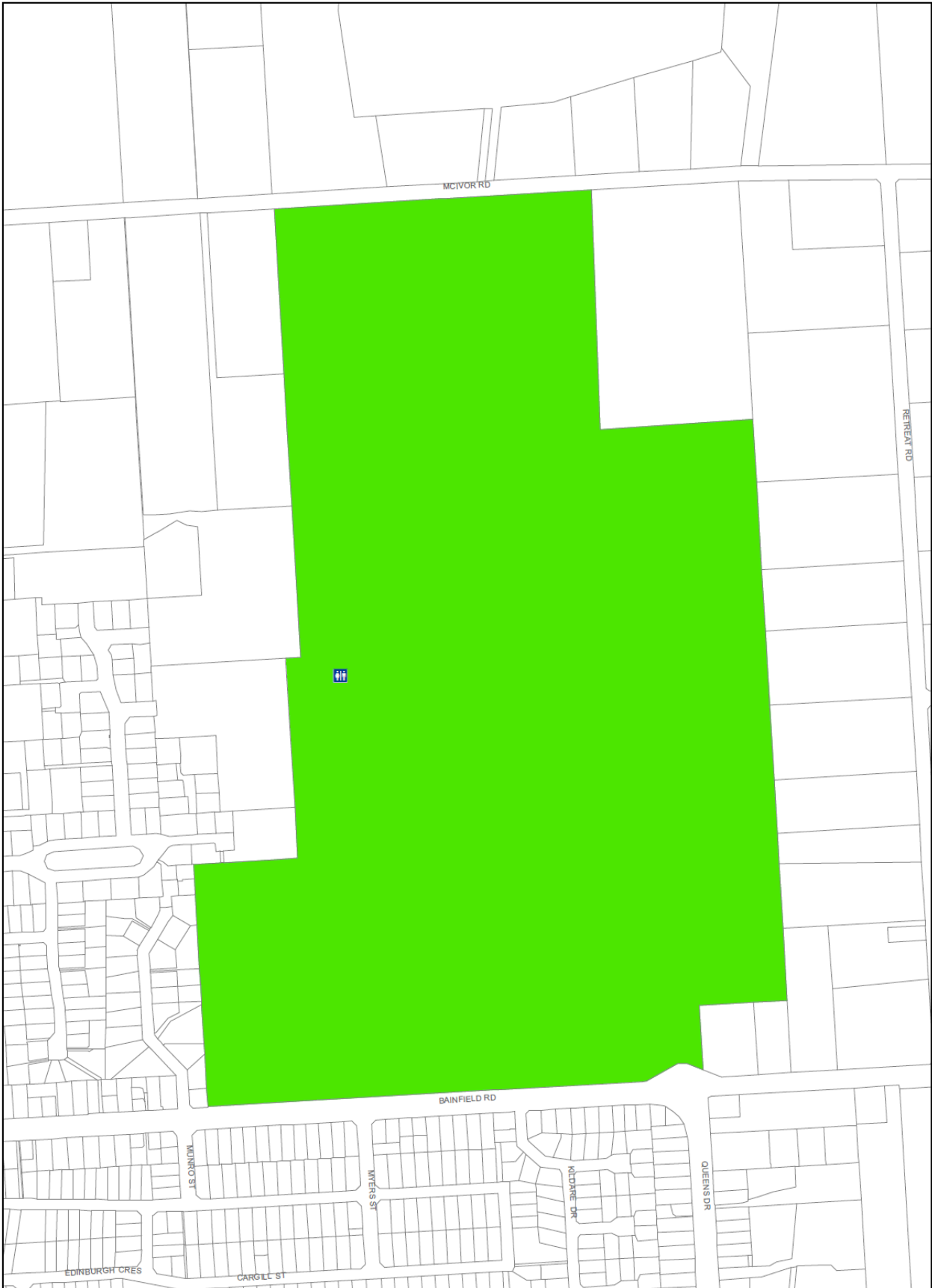
MAP 4



Sandy Point



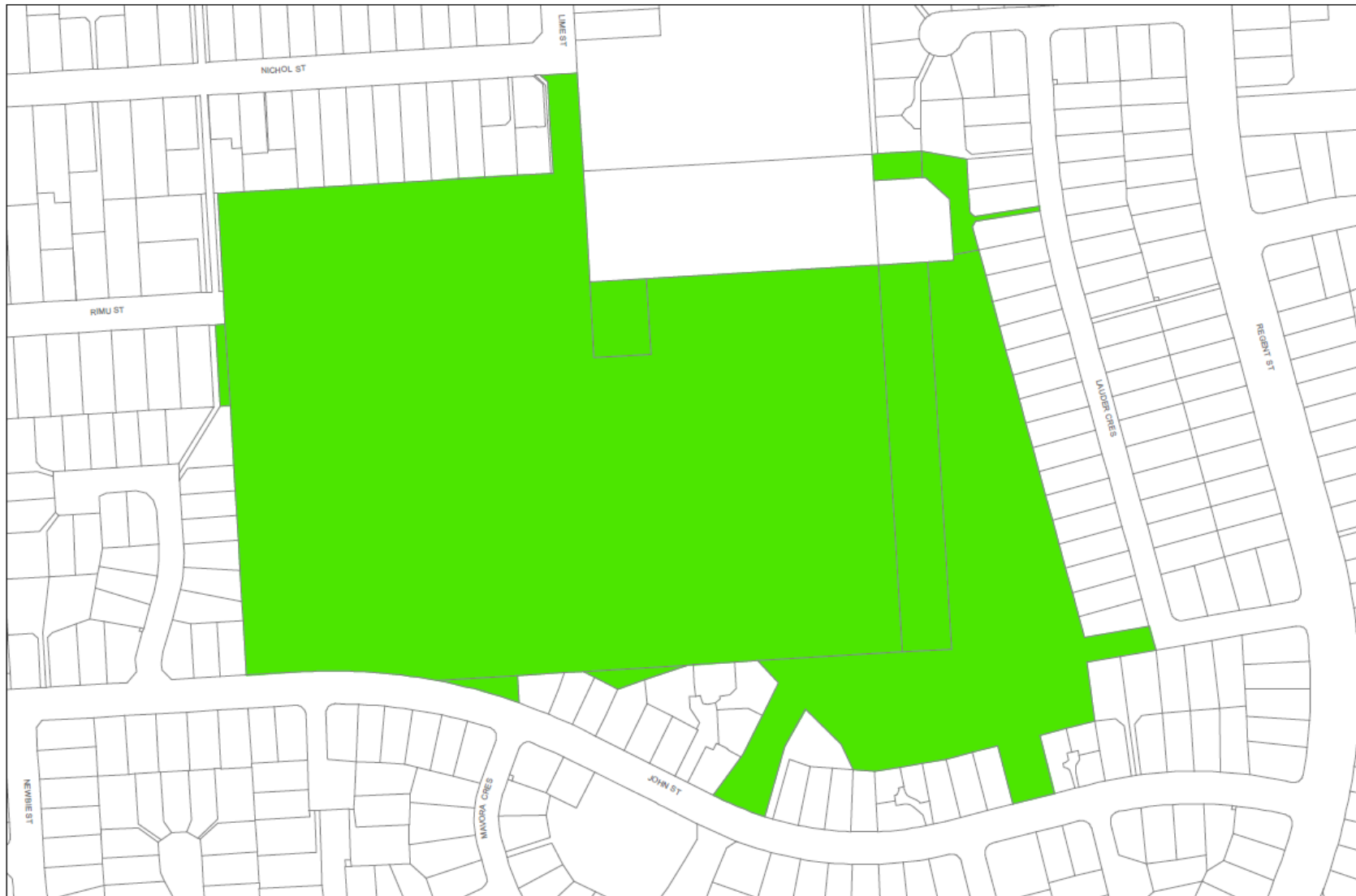
MAP 5



Donovan Park



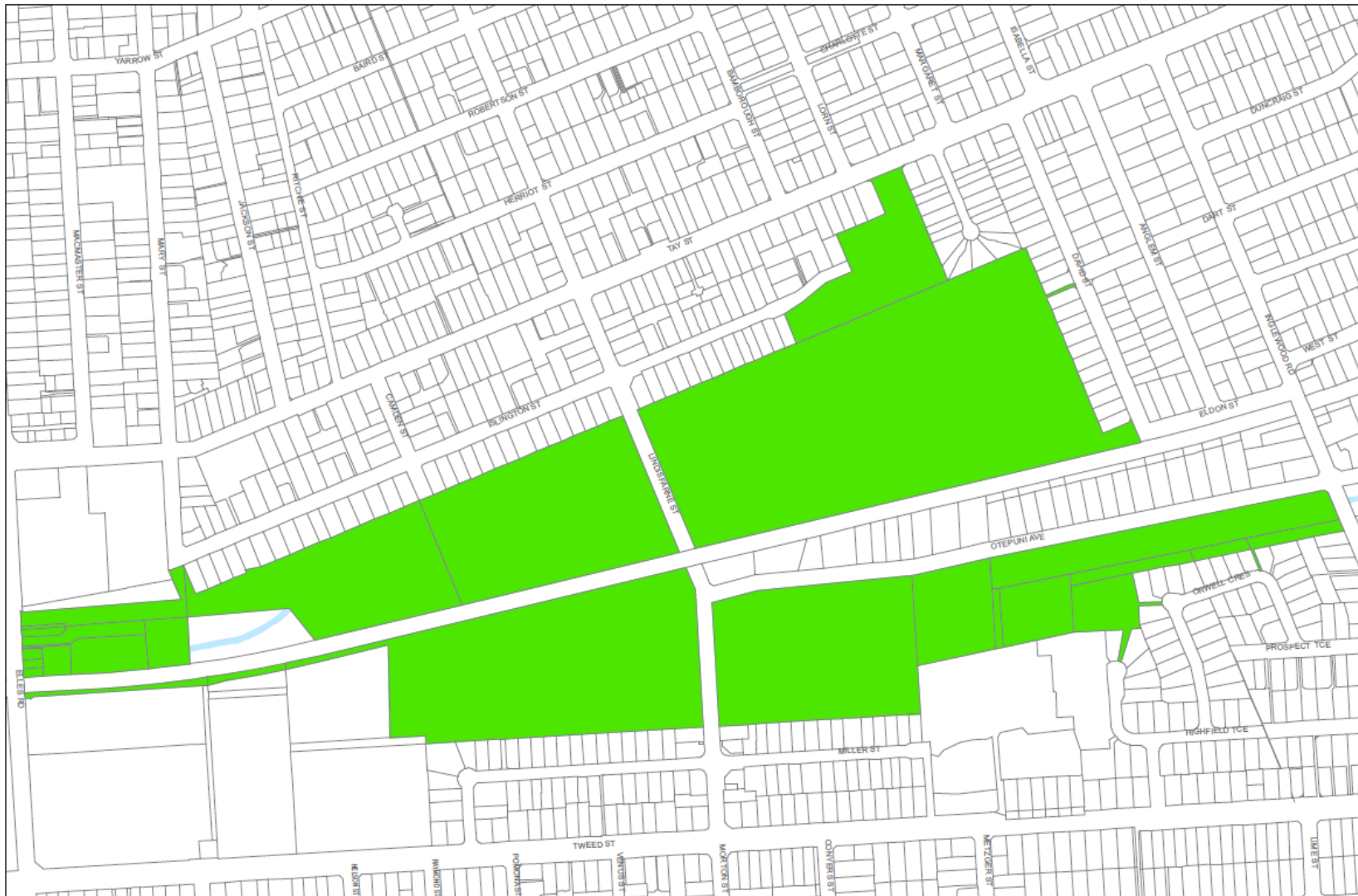
MAP 6



Elizabeth Park



MAP 7



Turnbull Thomson Park



MAP 8



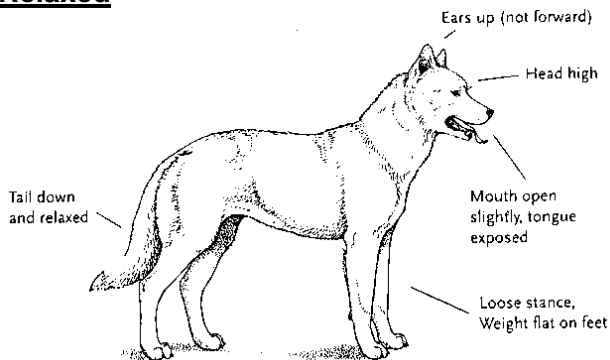
Waihopai Walkway



BODY LANGUAGE

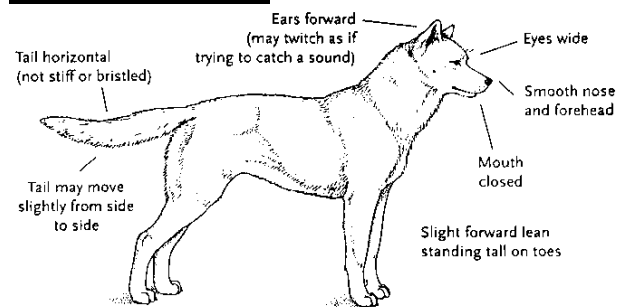
Specific body language often accompanies the various moods of a dog and through observing a dog's body language an understanding of the dog's actions can be obtained. A dog's overall behaviour is usually the result of the owner's approach to training and management.

Relaxed



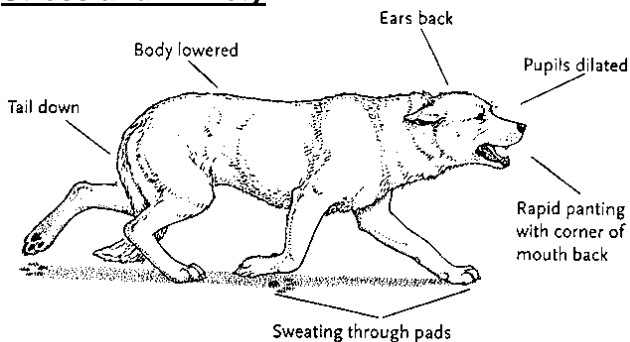
This array of signals communicates a relaxed, reasonably content dog who is unconcerned and unthreatened by any activities going on in his immediate environment.

Alert and Attentive



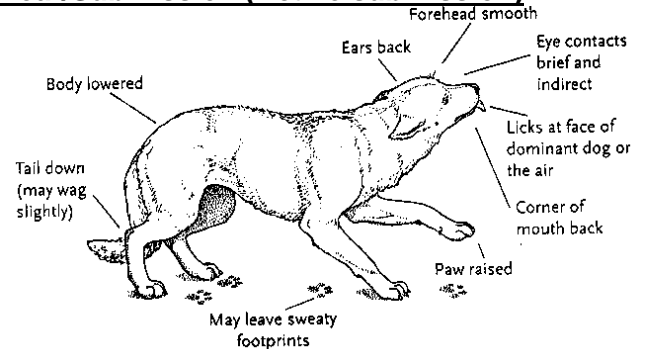
When something of interest is encountered or enters the environment, these signals communicate that attention is now being paid to them and the dog has entered a state of alertness.

Stress and Anxiety



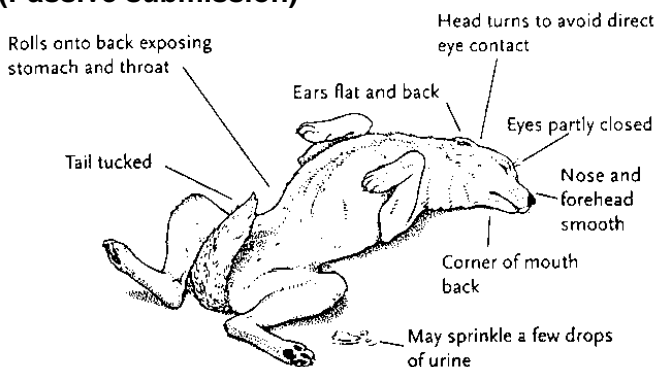
This is the pattern of signals, which communicate that a dog is under stress. The source of the stress may be social or environmental, and the signals are not being specifically addressed to any other individual.

Fear/Submission (Active submission)



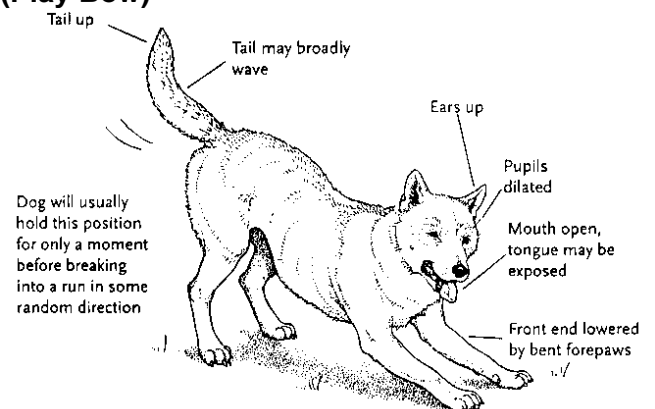
This pattern of signals communicates that the dog is somewhat fearful and is offering signs of submission. Most of these signals are designed to pacify the individual who is of higher social status in order to avoid any further challenges or threats.

Extreme Fear/Total submission (Passive submission)



This pattern of signals indicates total surrender and submission. The dog indicates his lower status and grovels before the higher-ranking animal to pacify it and avoid confrontation.


Playfulness (Play Bow)

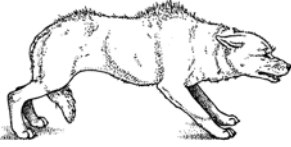


This is the basic invitation to play. It may be accompanied by excited barking or playful attacks and retreats, and may be used as a "punctuation mark" to indicate that any previous rough behaviour was not meant as a threat.

HOW TO AVOID BEING THE VICTIM OF A DOG ATTACK

Many people are bitten because they trigger the bite. Dogs go through a series of displays and postures when they feel threatened. These displays are an early warning signal so that a confrontation is not required. If you recognise those early “aggression signals” you may minimise the chance of a very unpleasant encounter.

<p>Dominant Aggression</p> <ul style="list-style-type: none"> ➤ Eyes directly staring at you ➤ Ears erect and forward ➤ Lips curled ➤ Snarling, growling and exposing the teeth and gums ➤ Head rigid and held high ➤ Hair raised on its neck and back ➤ Tail raised (sometimes wagging) 		<ul style="list-style-type: none"> ➤ Standing its ground ➤ Barking ➤ Scratching the ground ➤ Stiffened body (walking as if on tiptoes) ➤ Leaning forward (often with one paw raised) ➤ Very confident ➤ Fear Aggression ➤ Eye contact avoided ➤ Ears back ➤ Lips slightly curled or mouth tightly closed ➤ Snarling and growling ➤ Head lowered ➤ Hair raised on its neck and back
---	--	--

<p>Fear Aggression</p> <ul style="list-style-type: none"> ➤ Eye contact avoided ➤ Ears back ➤ Lips slightly curled or mouth tightly closed ➤ Snarling and growling ➤ Head lowered ➤ Hair raised on its neck and back 		<ul style="list-style-type: none"> ➤ Tail tucked between its legs ➤ Alarm barking ➤ Constantly moving and appearing stressed ➤ Hiding or trying to appear smaller by crouching ➤ Peeing uncontrollably ➤ Very stressed and agitated
---	---	---

Two reasons why a dog may react at this stage are:

- i. The distance between the dog and the intruder (always allow the dog plenty of room to escape); and
- ii. The speed at which the dog is approached.

If a dog indicates that it is uncomfortable with your presence you should stop and stand still. Ensure that the dog stays to the side of you. If the dog tries to go behind you, slowly circle with it. Keep an eye on the dog but never stare at its eyes. You should do nothing else until the dog displays friendly behaviour. Slowly back away, being careful not to trip over or make any sudden movements.

Evaluate the aggression signals and the dog's body language. If you miss or ignore the signals, the dog may feel the need to reinforce them by biting you. Most dogs try and bite you from behind.

- Always allow the dog room to escape.
- Stay calm. Don't run.
- Don't scream or squeal. High pitched sounds may startle the dog and cause it to respond.
- Don't make any sudden movements. Dogs have an instinctive reflex to chase moving objects.
- Try to ignore the dog.
- Avoid eye contact but don't lose sight of the dog. Keep an eye on it.
- Use anything in your hand as a shield, not as a weapon.
- If you are on a bicycle get off it and hold the bicycle between you and the dog.
- Don't yell at the dog or act dominantly.
- Don't act submissively. This may be a signal to the dog to act dominantly.
- Act confidently. Fear or anxiety may increase the probability of you being bitten.
- Don't push your friendship on the dog. Some dogs take offence at being touched.
- Don't be fooled by a wagging tail.
- Be cautious when the owner appears. When your attention has been distracted this is a prime time to bite you.
- Be cautious of a bitch with puppies.
- Never approach a dog that is eating.
- Stay back from a dog that is sleeping.

Never pat a strange dog on its head, neck or shoulder area. Only pat a dog if the owner is present and the owner gives you permission. Never lean over a dog. Make a fist and bring your hand up slowly towards the dog's chin or chest and then open up your hand to pat or tickle it.

NOTE: To apply for Responsible Owner Status your application must be received by Council before 15 April

Closing date to qualify for the following Registration Period is April 15th, 2015.

1. Introduction

The Invercargill City Council promotes and encourages Responsible Dog Ownership. As a Responsible Owner you will pay a reduced registration fee. All current fees can be viewed at <http://www.icc.govt.nz/ServicesA-Z/FeesFinder.aspx>. Contact Animal Services Coordinator on (03) 211 1777 if you have any further questions.

If you have recently moved to Invercargill from another Council where you held a Selected Owner Policy (SOP), Category A or Responsible Owner status please complete all but 'a' on the questions below and provide proof of status from your previous Council. You will not have to wait a year, but a property inspection is required.

If you have held a responsible owner status in the past but have not owned a dog for more than two years you will have to reapply for Responsible Owner Status. To be considered for Responsible Owner status in the current registration year you must have had your dog(s) registered for a full year.

An Animal Control Officer will inspect your property and assess your understanding about the keeping of your dog(s). You will then sign an understanding of your commitment to being a responsible owner. There is NO additional fee for this service.

2. Criteria (please circle the appropriate answer)

- I have been a registered dog owner with the ICC for 1 full year or more. Yes / No
- I am the registered owner of the dog (or spouse/partner) Yes / No
- My dog(s) are registered Yes / No
- My property is adequately fenced to contain my dog(s) at all times Yes / No
- I am able to keep my dog(s) contained in a manner that allows access to my dwelling. Yes / No
- I am aware of and fully comply with the Dog Control Bylaws, including:
 - i. keeping dog(s) on a lead in the street, Yes / No
 - ii. removal of faeces Yes / No
- I have had no valid complaints regarding my dog(s) for the one year previous to this application Yes / No
- My dog(s) are pets only (i.e. they are not farm dogs), Yes / No
- My dogs are micro-chipped. Yes / No

If you answered YES to all of the above statements and your dog(s) have not been impounded in the past two years you are eligible to apply for Responsible Owner Status. Please continue to Section 3.

If you answered NO to any of the above you will not be eligible to apply at this stage.

3. You and Your Pet

Your Name: _____

Address: _____

Mobile Phone Number: _____ Daytime Contact Number: _____

Email Address: _____

Dog(s) Name: _____

Dog(s) Breed: _____ Dog(s) Tag Number: _____

I wish to apply for Responsible Owner Status - Signature: _____ Date: ____/____/____

Next steps

Please return this application to the Animal Services Coordinator, Invercargill City Council, Civic Administration Building, 101 Esk Street, Private Bag 90104, Invercargill, 9840. You will receive confirmation of your application and will be advised if it has passed the first stage of the vetting process. The letter will outline what happens next.



For more information contact:

Invercargill City Council

Private Bag 90104 | Invercargill 9840
EMAIL service@icc.govt.nz | WEBSITE www.icc.govt.nz

Animal Control Department

PHONE 03 211 1777

Parks Division

PHONE 03 219 9070 | EMAIL parks@icc.govt.nz

Environment Southland

Private Bag 90116 | Invercargill 9840 | PHONE 03 211 5115
EMAIL service@es.govt.nz | WEBSITE www.es.govt.nz

